

HAWORTH



Work Effectively From Home

Move Often, Sit Well.


Ergonomic support and seated comfort can make a crucial difference for employee health and well-being. Stay focused, engaged and healthy by utilizing these great Haworth products in your home office delivered within six business days*.

** Assembled & Delivered to your door \$100

Within a 25 mile radius of POE

*Subject to product availability and location.

Seating



Fern® Value Model

SFT-U0-7S01A5, 3A18, MBCL, TRF, TRTF

- 4D Arms
- Seat-Depth Adj.
- Back Stop
- Plastic Base
- Hard Casters
- Tellure – Black Seat
- Coal Mesh
- Black Plastic Trim
- Pitch Aluminum Trim
- Black Base

\$660




Very® Value Model

SCT-20-7115, 3A18, MSF, TRF, TRF, TRF

- 4D Arms
- Seat-Depth Adj.
- Asym. Lumbar Adj.
- Back Lock
- Plastic Base
- Hard Casters
- Tellure – Black Seat
- Black Mesh
- Black Plastic Trim
- Black Aluminum Trim
- Black Base

\$469




Soji® Basic Model

SJT-20-411A5A, 3A18, XT1, TRF, TRF

- Height Adj. Arms
- Seat-Depth Adj.
- Lumbar Adj.
- Back Lock
- Plastic Base
- Hard Casters
- Tellure – Black Seat
- Carbon Mesh
- Black Trim
- Black Base

\$393




Zody® Value Model

SZT-20-711MA5, 3A18, MA1, TRF, TRF

- 4D Arms
- Seat-Depth Adj.
- Asym. Lumbar Adj.
- Back Stop
- Plastic Base
- Hard Casters
- Tellure – Black Seat
- Support Mesh
- Black Trim
- Black Base

\$576



Very® Basic Model

SCT-20-411P, 3A23, MS7, TR7, TRLE, TR7

- Height Adj. Arms
- Asym. Lumbar Adj.
- Back Lock
- Plastic Base
- Two-Tone Casters
- Tellure – Jodhpurs Seat
- Fog Mesh
- Fog Plastic Trim
- Metallic Silver Aluminum Trim
- Fog Base

\$515



Soji® Ergonomic Model - Black

SJT-20-711A5A, 3A18, XT1, TRF, TRF

- 4D Arms
- Seat-Depth Adj.
- Lumbar Adj.
- Back Lock
- Plastic Base
- Hard Casters
- Tellure – Black Seat
- Carbon Mesh
- Black Trim
- Black Base

\$402




Zody® Ergonomic Model

SZT-20-724MA1, 3A18, MA1, TRF, TRF

- 4D Arms
- Seat-Depth Adj.
- PAL Back System
- Back Stop
- Forward Tilt
- Aluminum Base
- Hard Casters
- Tellure – Black Seat
- Support Mesh
- Black Trim
- Black Base

\$690




Very® Ergonomic Model

SCT-20-7141, 3A18, MS7, TR7, TRLE, TRLE

- 4D Arms
- Seat Depth Adj.
- Asym. Lumbar Adj.
- Back Lock
- Forward Tilt
- Aluminum Base
- Hard Casters
- Tellure – Black Seat
- Fog Mesh
- Fog Plastic Trim
- Metallic Silver Aluminum Trim
- Fog Base

\$617



Soji® Ergonomic Model - Fog

SJT-20-711A7A, 3A23, XT9, TR7, TR7

- 4D Arms
- Seat-Depth Adj.
- Lumbar Adj.
- Back Lock
- Plastic Base
- Two-Tone Casters
- Tellure – Jodhpurs Seat
- Steel Mesh
- Fog Trim
- Fog Base

\$437

Tables



Hop®

TVBA-2TVC-TRPLS

- Hop Base
- Dual Stage
- Non Programmable
- 2-Leg
- T-Leg Base
- 29" D
- Smooth Plaster

\$620



Hop®

TVRA-2958-LJSNTV-HWL-HPWL-TRPLS

- Rectangular Table
- Dual Stage
- Non Programmable
- 29"D x 58" W
- Linen Laminate
- Linen Edgeband
- Smooth Plaster T-Leg Base

\$720



Hop®

TVRA-2958-LJSNTV-HWL-HPWL-TRMC

- Rectangular Table
- Dual Stage
- Non Programmable
- 29"D x 58" W
- Linen Laminate
- Linen Edgeband
- Metallic Champagne T-Leg Base

\$738



Hop®

TVBA-2TVC-TRMC

- Hop Base
- Dual Stage
- Non Programmable
- 2-Leg
- T-Leg Base
- 29" D
- Metallic Champagne

\$638



Hop®

TVRA-2970-LJSNTV-HWL-HPWL-TRPLS

- Rectangular Table
- Dual Stage
- Non Programmable
- 29"D x 70" W
- Linen Laminate
- Linen Edgeband
- Smooth Plaster T-Leg Base

\$744



Hop®

TVRA-2970-LJSNTV-HWL-HPWL-TRMC

- Rectangular Table
- Dual Stage
- Non Programmable
- 29"D x 70" W
- Linen Laminate
- Linen Edgeband
- Metallic Champagne T-Leg Base

\$762

Ergonomic Tools



Ergotron® Single Monitor Arm

- White | 45-490-216
- Polished Aluminum | 45-241-026
- Matte Black | 45-241-224

\$151



WorkFit Sit-Stand Desktop Workstation

- White | 33-397-062
- Black | 33-397-085

\$425



Work Effectively From Home

Ergonomic support and seated comfort can make a crucial difference for employee health and well-being. Stay focused, engaged and healthy by utilizing these great Haworth products in your home office delivered within six business days.*

Seating

Move Often, Sit Well. Seated comfort can make a crucial difference for employee health and well-being. Haworth's commitment to the science of sitting is grounded in our history of strong design, engineering, and manufacturing—and our ergonomic expertise—to support people at work.



Fern®

Fern's ergonomic innovations provide total back support and respond to your every movement. One option available.



Zody®

Zody features a patented PAL back system that allows users to set their own comfort throughout the day. Two options available.



Very®

Very adeptly responds to the body's movements for user-controlled comfort. Three options available.



Soji®

Soji is a reliable task seating solution that offers support for a wide range of people, postures, and workstyles. Three options available.

Tables & Ergonomic Accessories

Applying ergonomic principals to workstation layouts will ensure users are physically supported for health and wellness while working. Height-adjustable tables provide ergonomic solutions that promote movement for people throughout the day. Position monitor arms and keyboards to the most comfortable and ergonomic height to help reduce eye, neck and back discomfort.



Hop®

Hop height-adjustable tables provide ergonomic solutions that promote movement for people throughout the day. Multiple size and finish options available.



Single Monitor Arm

Ergotron monitor arms can attach to just about any table or desktop. They enable quick, responsive adjustments that give each user greater control of their work environment. Three options available.



Sit-Stand Desktop Workstation

The Sit-Stand workstation offers generous height-adjustment ranges. Each choice empowers users with greater freedom of movement and control. Two options available.

